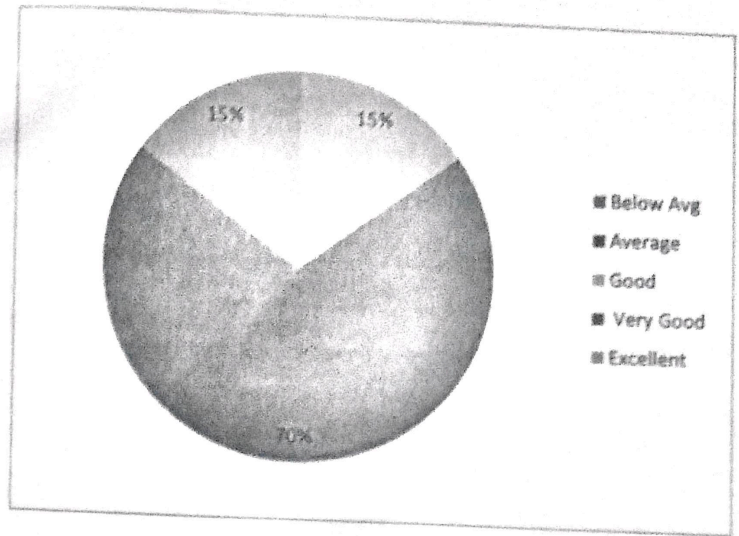


Department of IT Engineering
STUDENT FEEDBACK ON CURRICULUM

Academic year 21-22


1 Scope of coverage of Course

Below Avg	0%
Average	0%
Good	15%
Very Good	70%
Excellent	15%
	100%





2 Depth of Course content

Below Avg	0%
Average	0%
Good	35%
Very Good	40%
Excellent	25%
	100%




Applicability of curriculum in real life

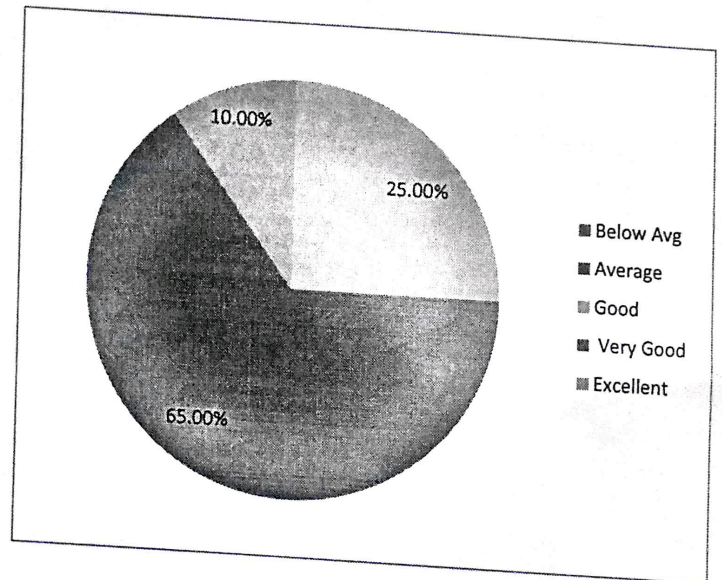
Below Avg	0.00%
Average	0.00%
Good	35.00%
Very Good	45.00%
Excellent	20.00%
	100.00%



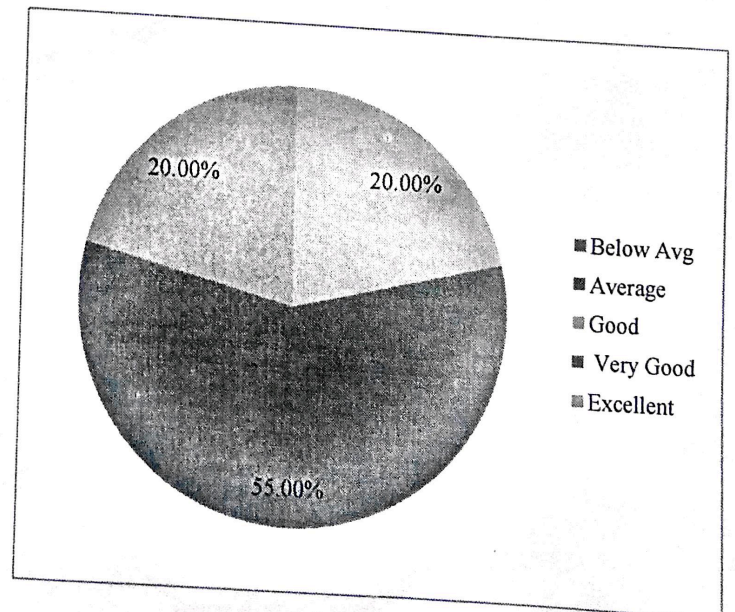
4 Difficulty level of course	
Below Avg	0.00%
Average	0.00%
Good	35.00%
Very Good	50.00%
Excellent	10.00%
	95.00%



5 Learning in terms of knowledge, concepts, skills, analytical abilities,	
Below Avg	0.00%
Average	0.00%
Good	25.00%
Very Good	65.00%
Excellent	10.00%
	100.00%




6 Weekly hours assigned for Course	
Below Avg	0.00%
Average	0.00%
Good	20.00%
Very Good	55.00%
Excellent	20.00%
	95.00%



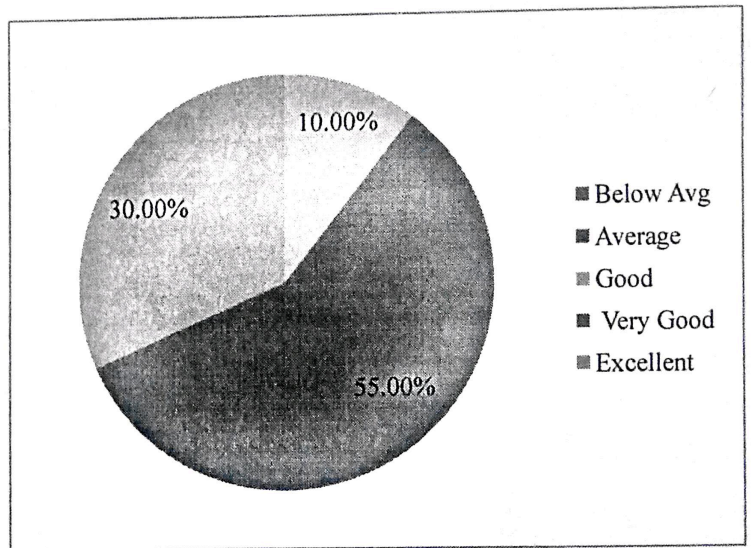
Relevance and adequacy of available Library books and resource material in terms of curriculum

Below Avg	0.00%
Average	0.00%
Good	35.00%
Very Good	35.00%
Excellent	30.00%
	100.00%




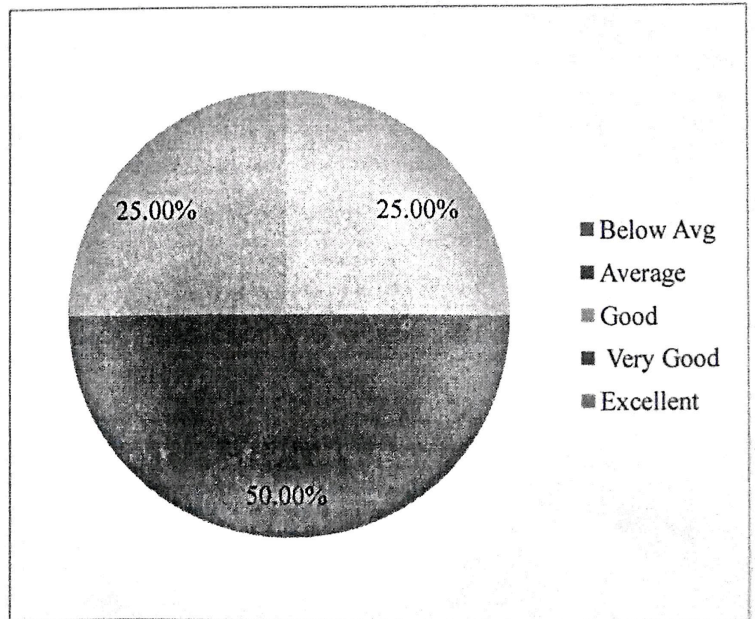
Relevance of lab experiments to the topics covered in the corresponding theory course.

Below Avg	0.00%
Average	0.00%
Good	10.00%
Very Good	55.00%
Excellent	30.00%
	95.00%



Number of hours provided for completion of each experiment/practical/ job


Below Avg	0.00%
Average	0.00%
Good	25.00%
Very Good	50.00%
Excellent	25.00%
	100.00%



Department of IT Engineering
Parents FEEDBACK ON CURRICULUM
 Academic year 21-22

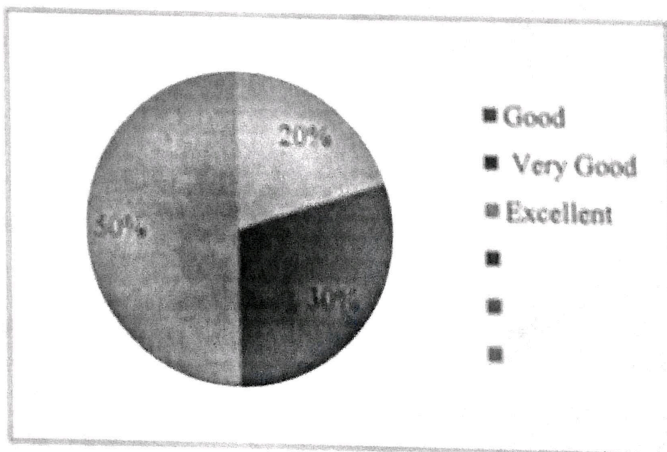
1 Understand the imp of interdisciplinary subject and applying that knowledge in learning other engg subject

Below Avg	0%
Average	0%
Good	10%
Very Good	50%
Excellent	40%
	100%



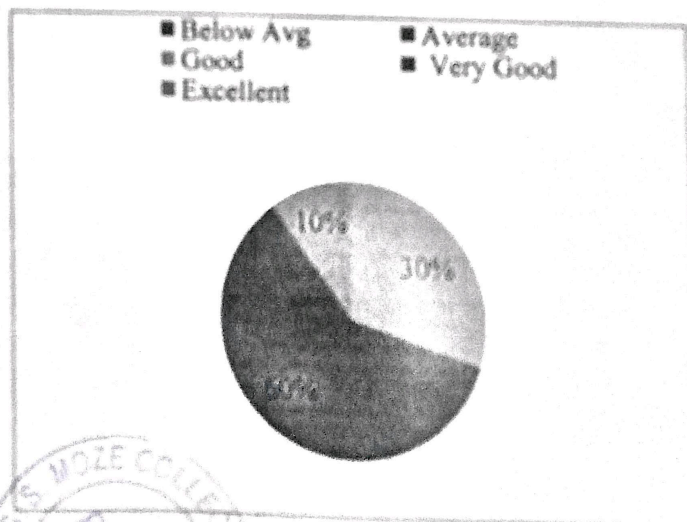
2 Completed the basic knowledge of analysis & design based on requirements of subject

Below Avg	0%
Average	0%
Good	20%
Very Good	30%
Excellent	50%
	100%



3 Able to apply research based approach using innovative tools and techniques in the various fields of Information Technology

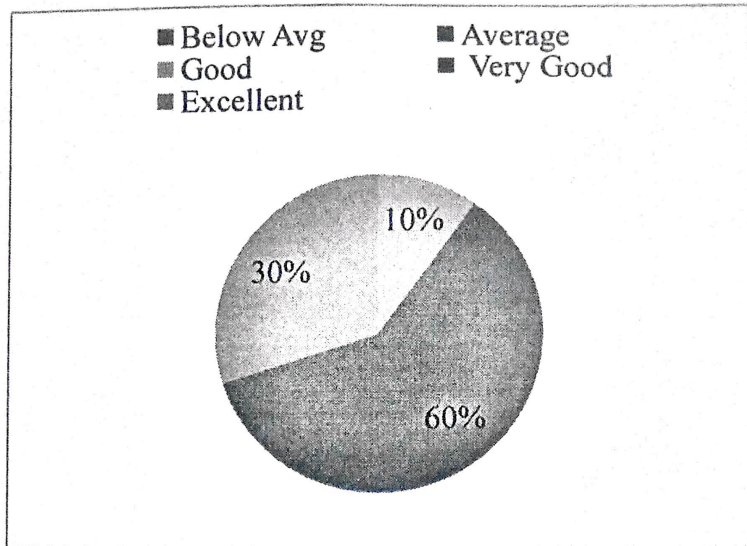
Below Avg	0.00%
Average	0.00%
Good	30.00%
Very Good	60.00%
Excellent	10.00%
	100.00%



Able to communicate effectively in both verbal and written form and develop intrapersonal and interpersonal skills

4

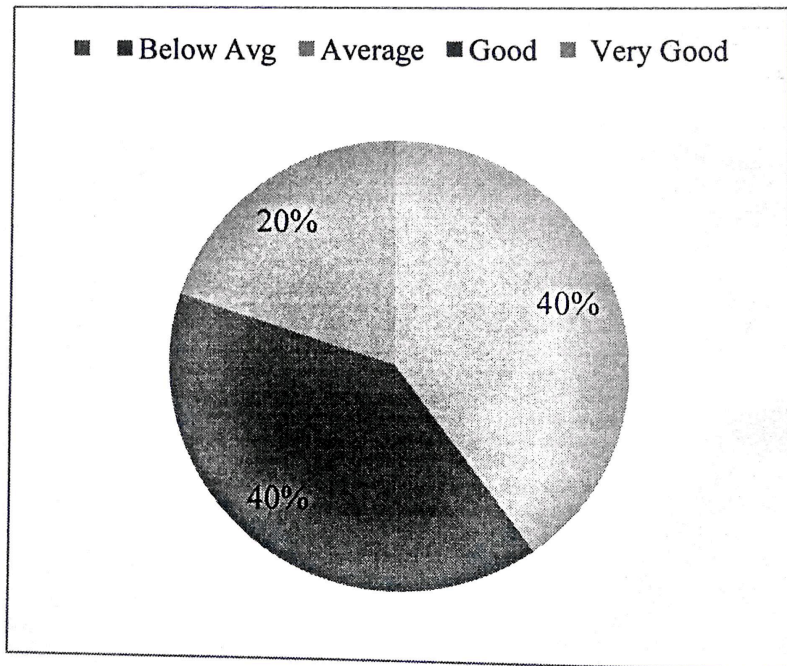
Below Avg	0.00%
Average	0.00%
Good	10.00%
Very Good	60.00%
Excellent	30.00%
	100.00%



Able to develop competencies through self-education for lifelong learning

5

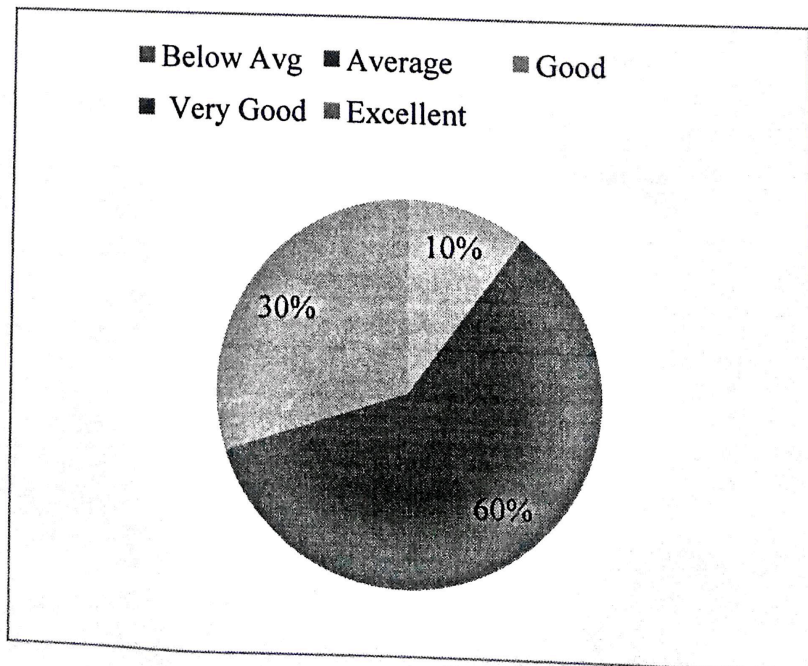
Below Avg	0.00%
Average	0.00%
Good	40.00%
Very Good	40.00%
Excellent	20.00%
	100.00%



6

Learning value (in terms of skills, concepts, knowledge, analytical abilities)

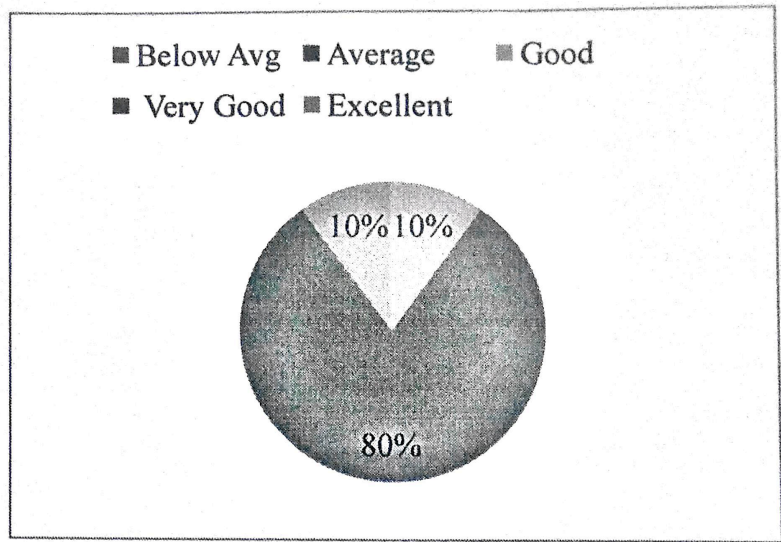
Below Avg	0.00%
Average	0.00%
Good	10.00%
Very Good	60.00%
Excellent	30.00%
	100.00%



Depth of the course content

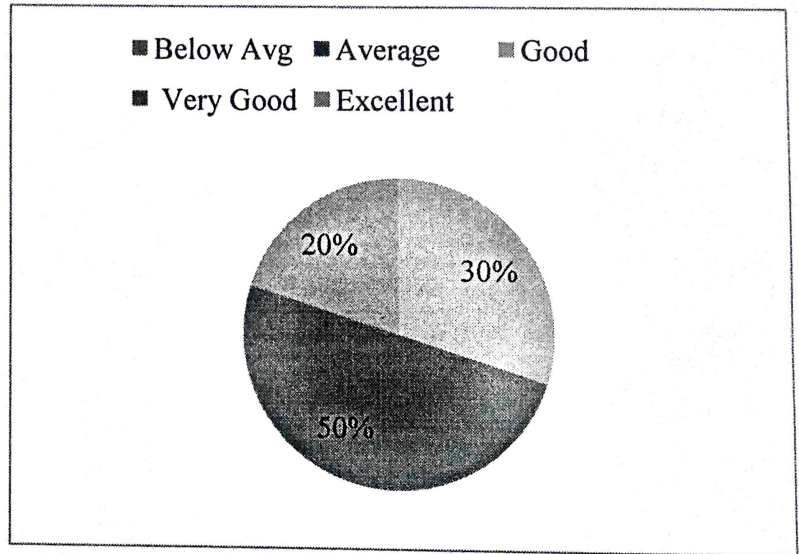
7

Below Avg	0.00%
Average	0.00%
Good	10.00%
Very Good	80.00%
Excellent	10.00%
	100.00%



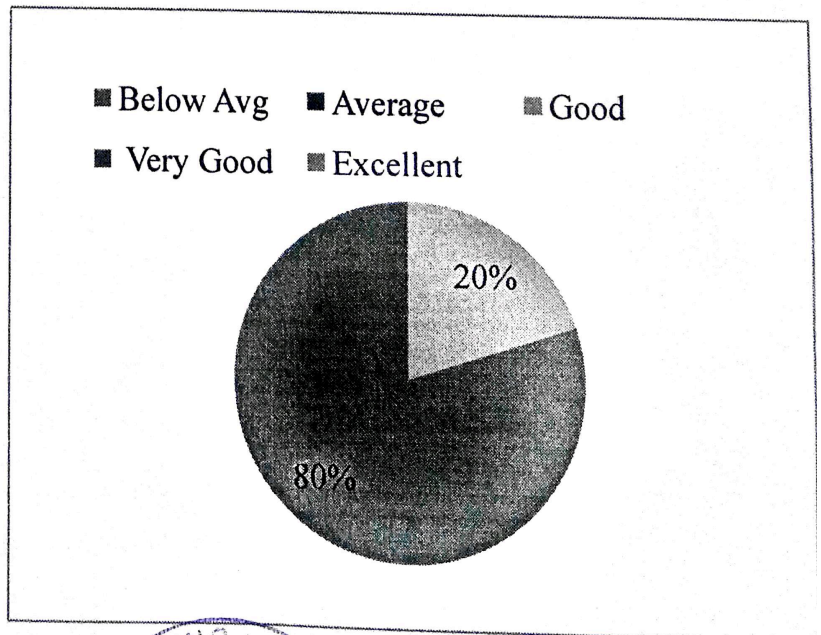
Able to develop competencies through self-education for lifelong learning

Below Avg	0.00%
Average	0.00%
Good	30.00%
Very Good	50.00%
Excellent	20.00%
	100.00%



Applicability/relevance to real life situations

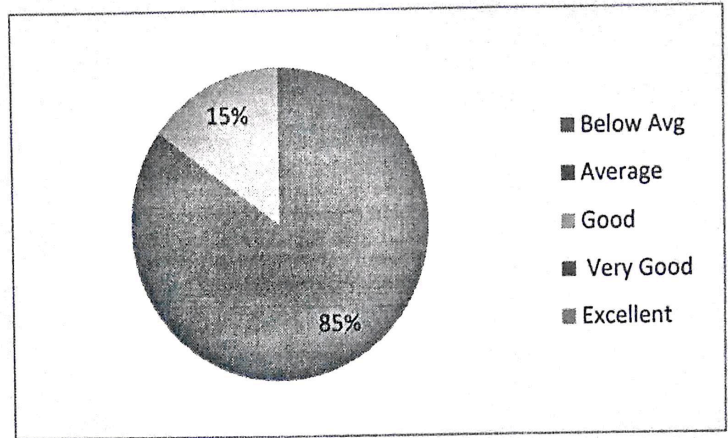
Below Avg	0.00%
Average	0.00%
Good	20.00%
Very Good	80.00%
Excellent	0.00%
	100.00%



Department of IT Engineering
Faculty FEEDBACK ON CURRICULUM
Academic year 21-22

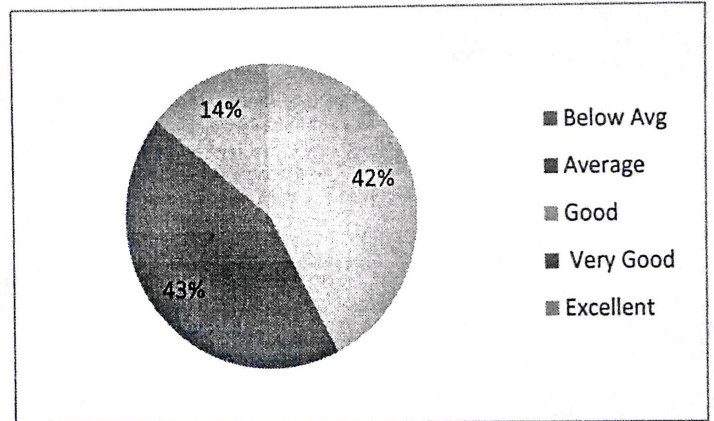
1 Appropriateness of course outcomes

Below Avg	0%
Average	0%
Good	0%
Very Good	85%
Excellent	15%
	100%



2 Syllabus contents and Sequence of contents

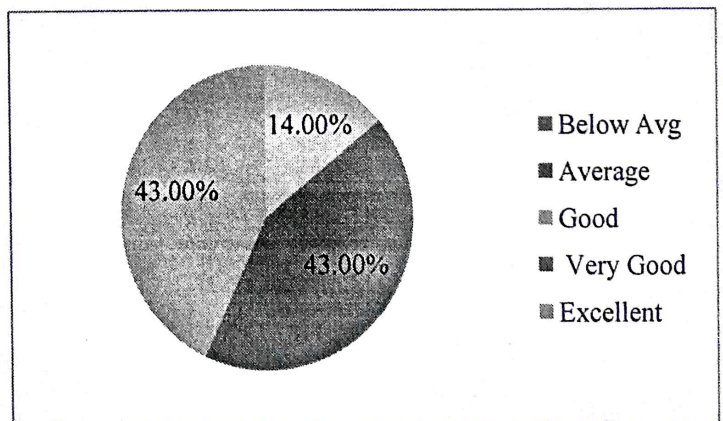
Below Avg	0%
Average	0%
Good	42%
Very Good	43%
Excellent	14%
	99%



Coverage of important areas through course content

3

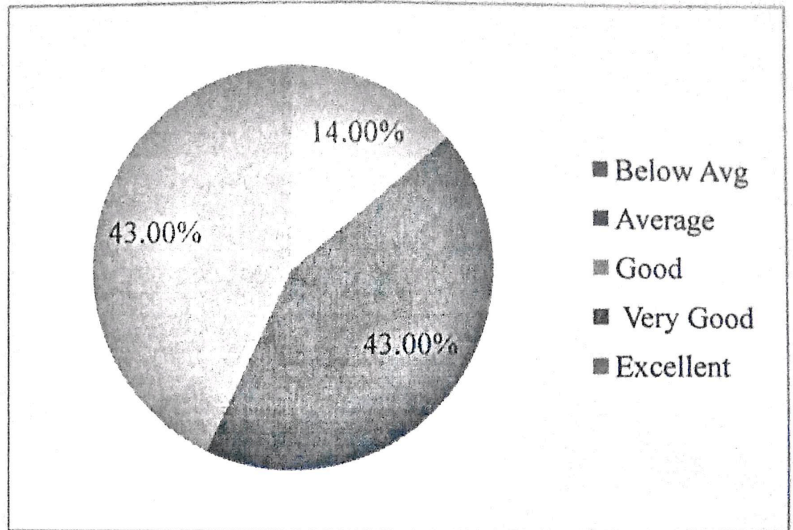
Below Avg	0.00%
Average	0.00%
Good	14.00%
Very Good	43.00%
Excellent	43.00%
	100.00%



Competency of student for understanding of course content

4

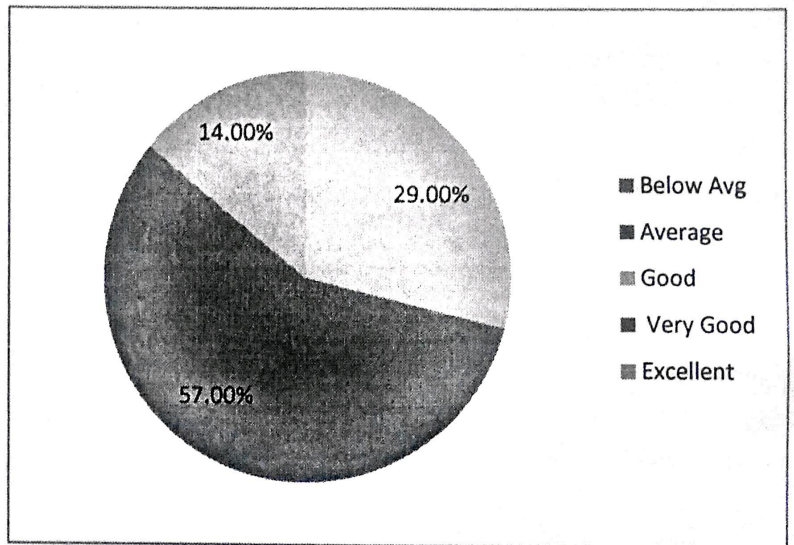
Below Avg	0.00%
Average	0.00%
Good	14.00%
Very Good	43.00%
Excellent	43.00%
	100.00%



Competency of recommended books & Availability of books

5

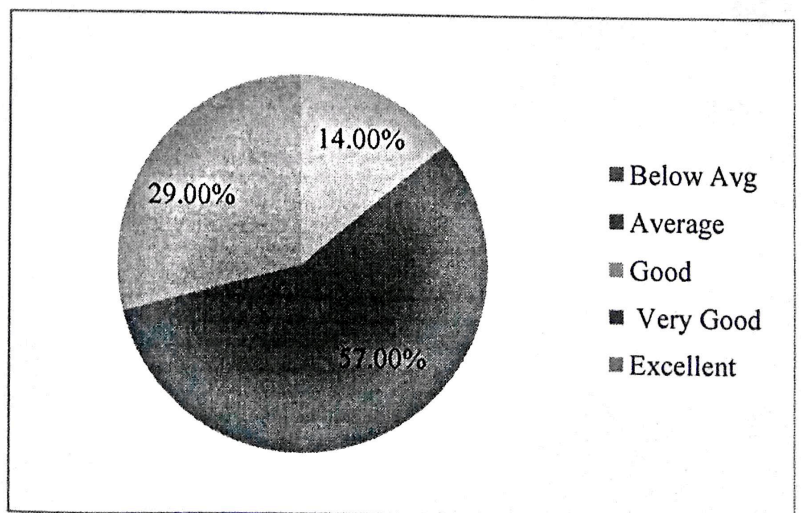
Below Avg	0.00%
Average	0.00%
Good	29.00%
Very Good	57.00%
Excellent	14.00%
	100.00%



Revision of course contents as per current trends of Industry and Academia

6


Below Avg	0.00%
Average	0.00%
Good	14.00%
Very Good	57.00%
Excellent	29.00%
	100.00%



Competency of course content for competitive examinations

7

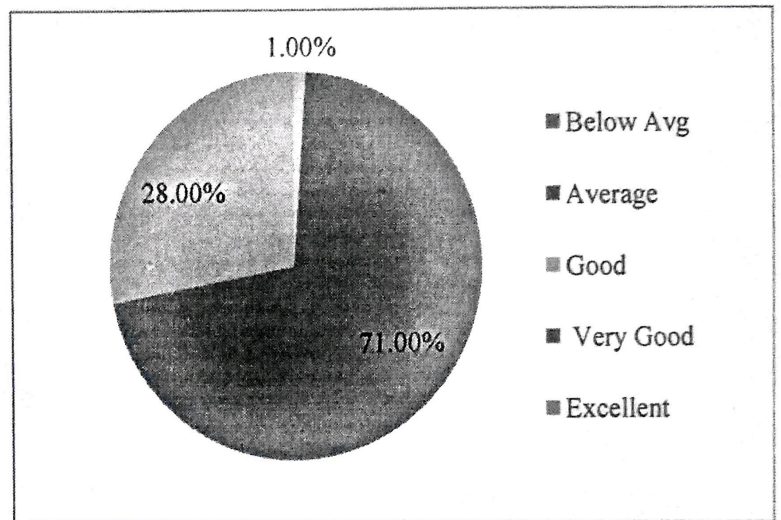
Below Avg	0.00%
Average	0.00%
Good	43.00%
Very Good	14.00%
Excellent	43.00%
	100.00%



Implementation of pedagogical strategies

8

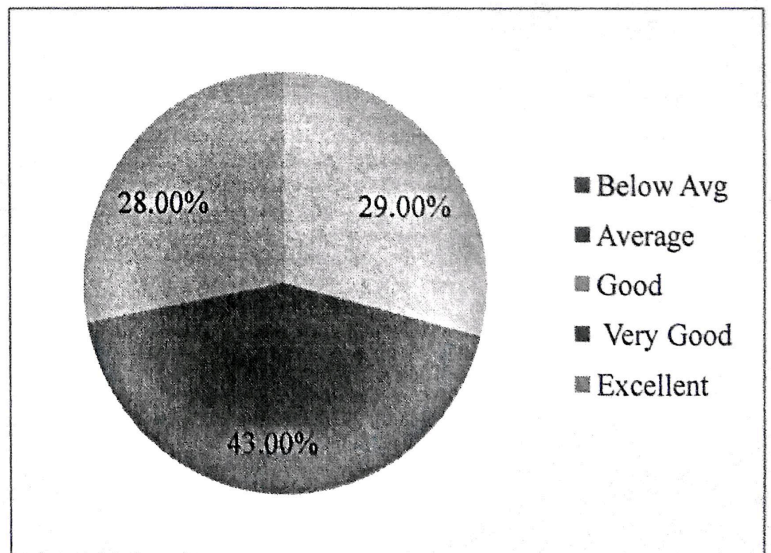
Below Avg	0.00%
Average	0.00%
Good	1.00%
Very Good	71.00%
Excellent	28.00%
	100.00%



Relevance of Practical courses with nature of program

9

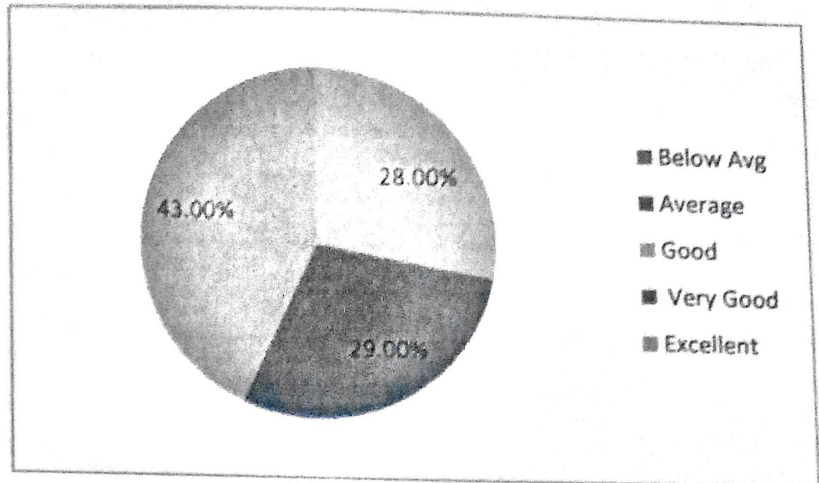
Below Avg	0.00%
Average	0.00%
Good	29.00%
Very Good	43.00%
Excellent	28.00%
	100.00%



10

Effective planning of lab experiments for the semester course

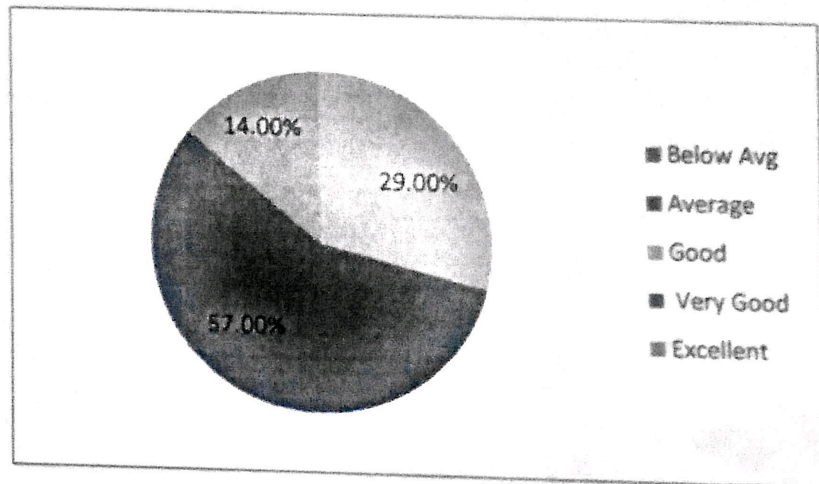
Below Avg	0.00%
Average	0.00%
Good	28.00%
Very Good	29.00%
Excellent	43.00%
	100.00%



11

Availability of lab manuals/ reference material for experiment conduction

Below Avg	0.00%
Average	0.00%
Good	29.00%
Very Good	57.00%
Excellent	14.00%
	100.00%

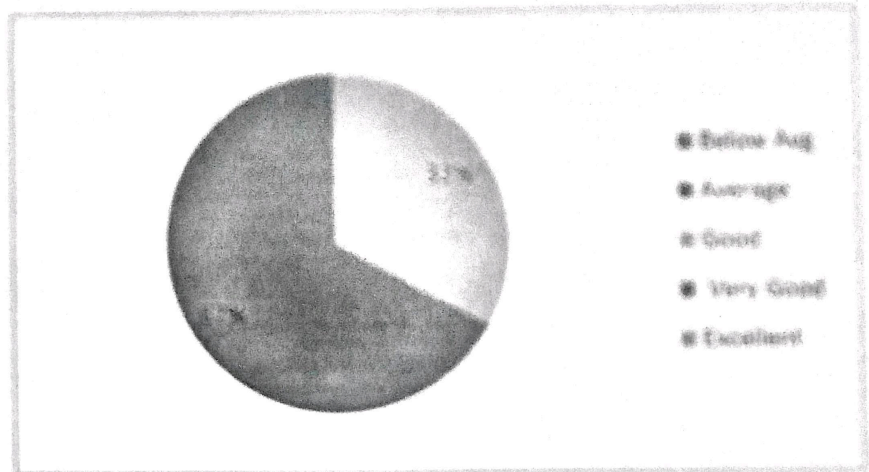


Department of IT Engineering
Employer feedback on curriculum

Academic year 21-22

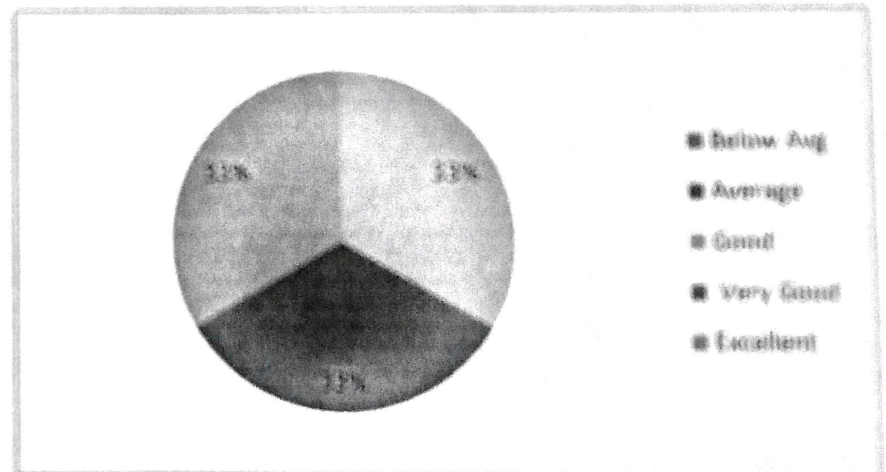
Availability of flexibility in the choice of subjects to the students

Below Avg	0%
Average	0%
Good	33%
Very Good	67%
Excellent	0%
	100%



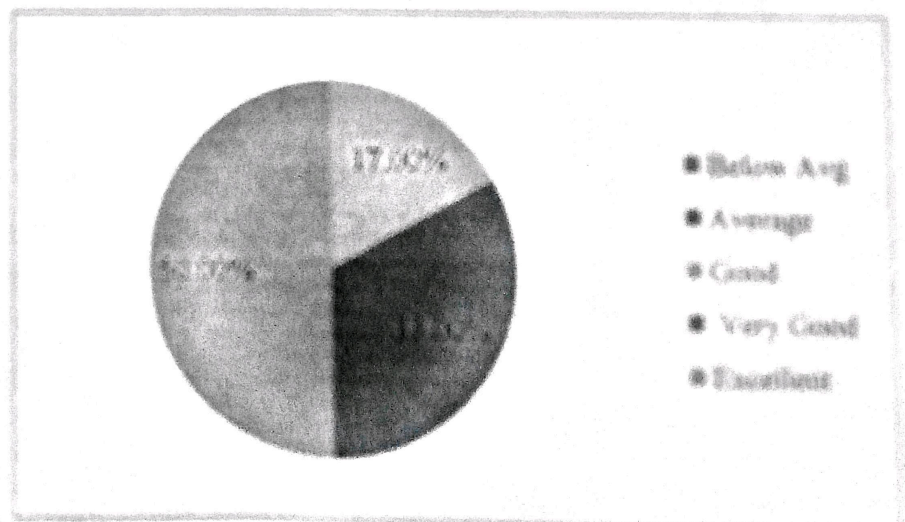
Curriculum relevancy for employability and job placement

Below Avg	0%
Average	0%
Good	33%
Very Good	33%
Excellent	33%
	99%



Effectiveness of curriculum for development of entrepreneurship

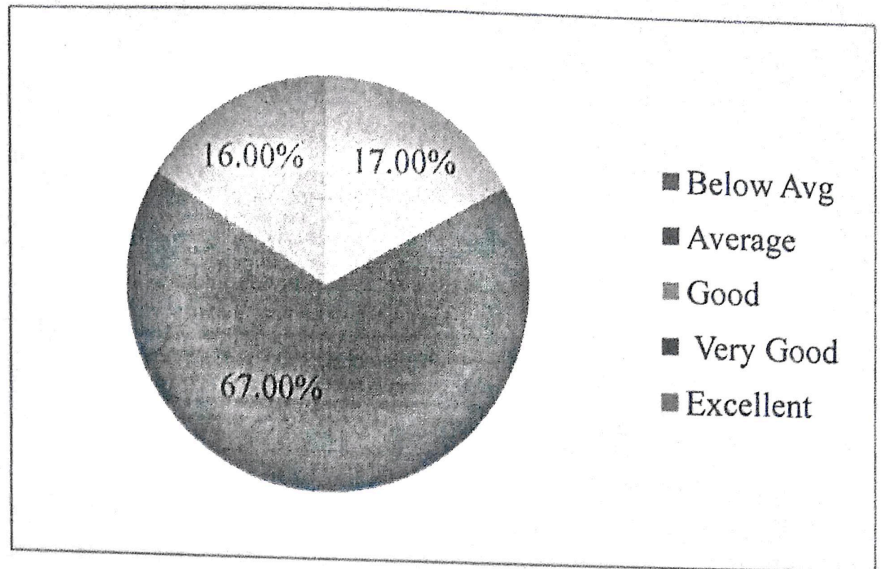
Below Avg	0.00%
Average	0.00%
Good	17.00%
Very Good	33.00%
Excellent	50.00%
	100.00%



Curriculum relevancy for the solution of Global and National problems

4

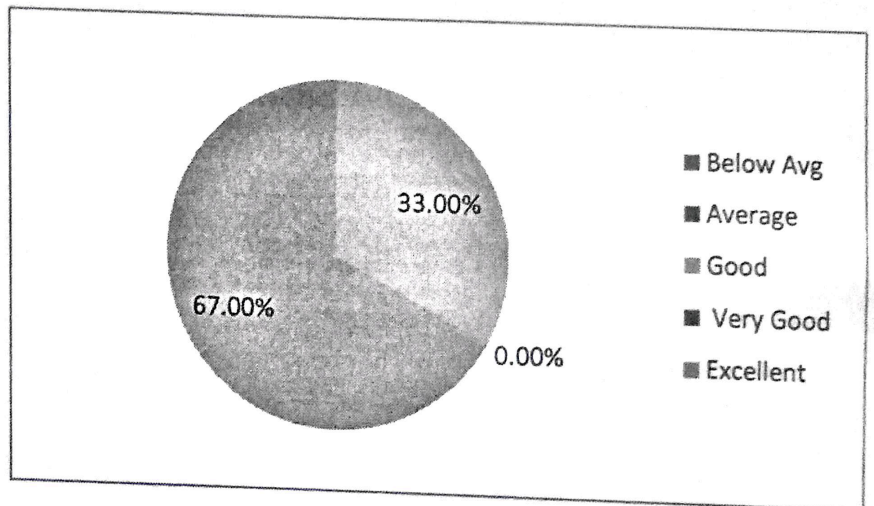
Below Avg	0.00%
Average	0.00%
Good	17.00%
Very Good	67.00%
Excellent	16.00%
	100.00%



Job, skill and value based orientation of Syllabus


5

Below Avg	0.00%
Average	0.00%
Good	33.00%
Very Good	0.00%
Excellent	67.00%
	100.00%



Competency of Syllabus in bridging the gap between industry and academic institution

Below Avg	0.00%
Average	0.00%
Good	33.00%
Very Good	17.00%
Excellent	50.00%
	100.00%

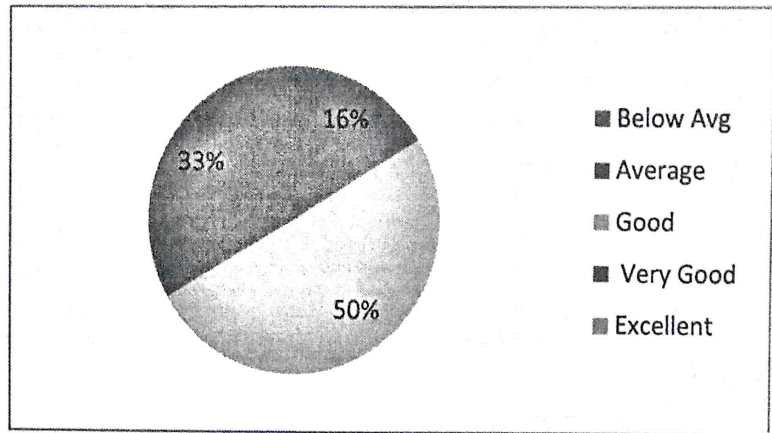


Department of IT Engineering
Alumni feedback on curriculum
Academic year 21-22

Scope of coverage of course

1

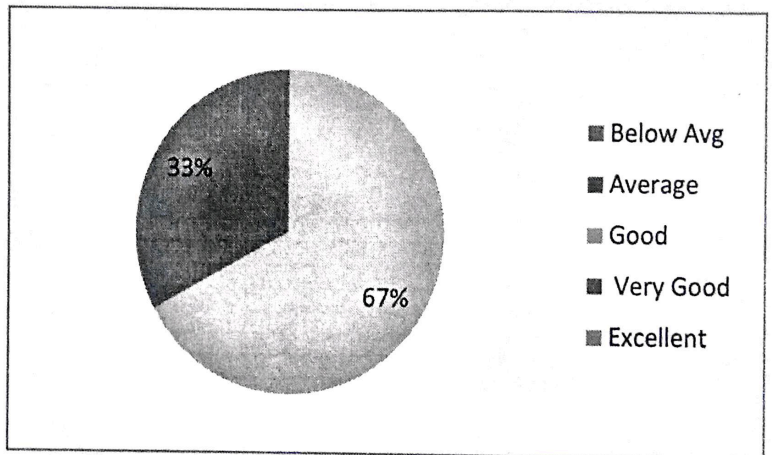
Below Avg	0%
Average	16%
Good	50%
Very Good	33%
Excellent	0%
	99%



Depth of Course content

2


Below Avg	0%
Average	0%
Good	67%
Very Good	33%
Excellent	0%
	100%



Applicability of curriculum in real life world/situations

3

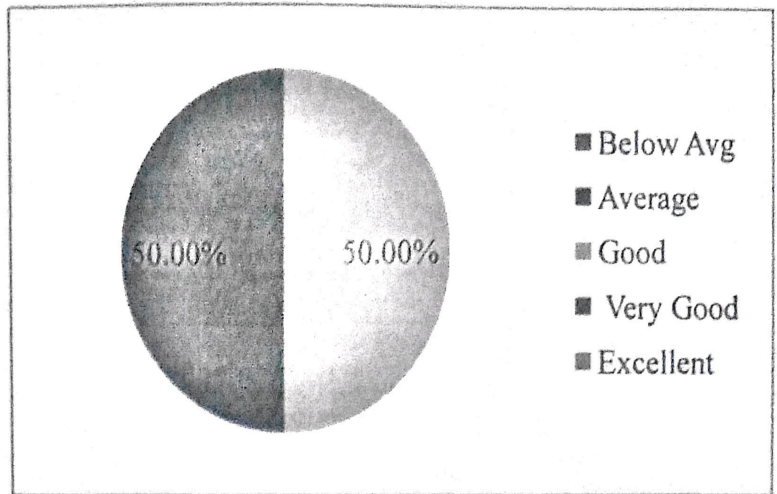
Below Avg	0.00%
Average	0.00%
Good	50.00%
Very Good	50.00%
Excellent	0.00%
	100.00%



Difficulty level of course

4

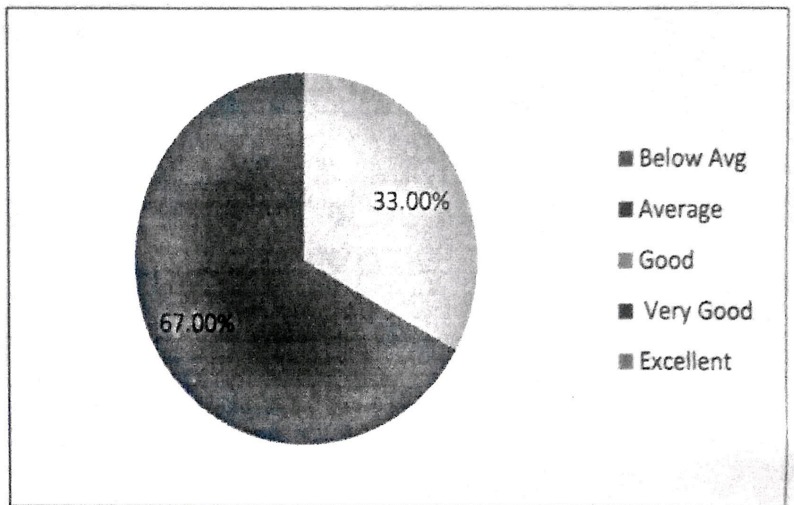
Below Avg	0.00%
Average	0.00%
Good	50.00%
Very Good	50.00%
Excellent	0.00%
	100.00%



5

Learning in terms of knowledge, concepts, skills, analytical abilities, etc.

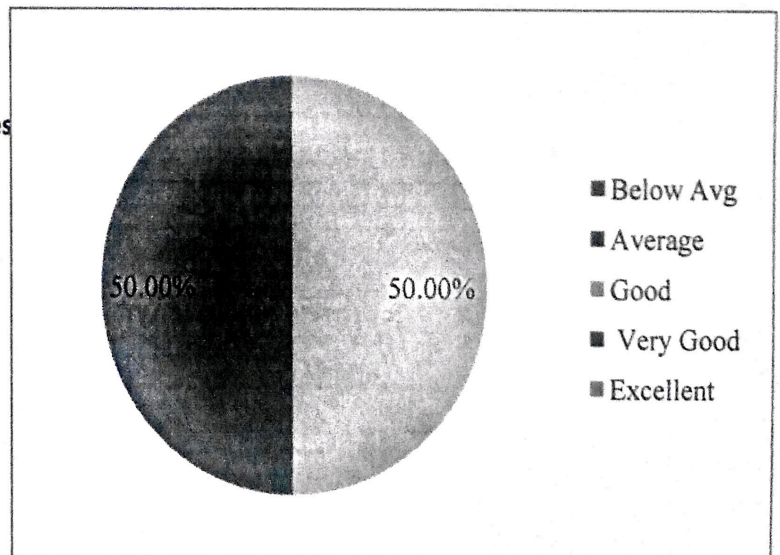
Below Avg	0.00%
Average	0.00%
Good	33.00%
Very Good	67.00%
Excellent	0.00%
	100.00%



6

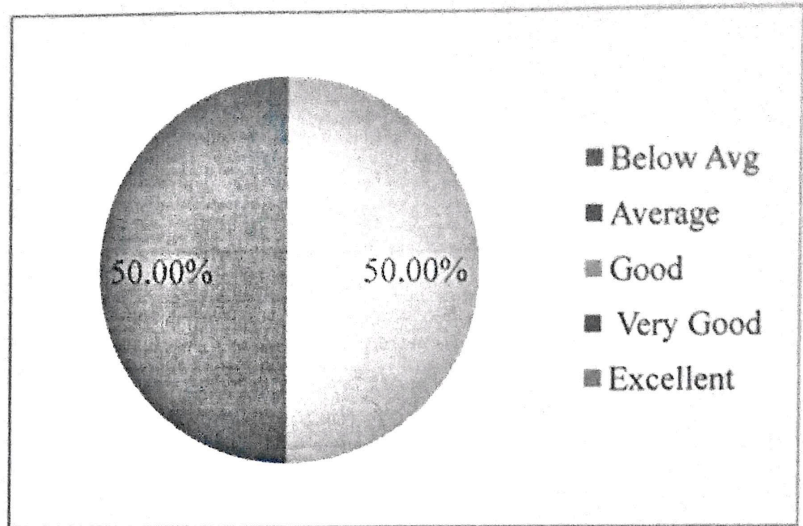
Competency of course content for employment opportunities/ higher studies

Below Avg	0.00%
Average	0.00%
Good	50.00%
Very Good	50.00%
Excellent	0.00%
	100.00%



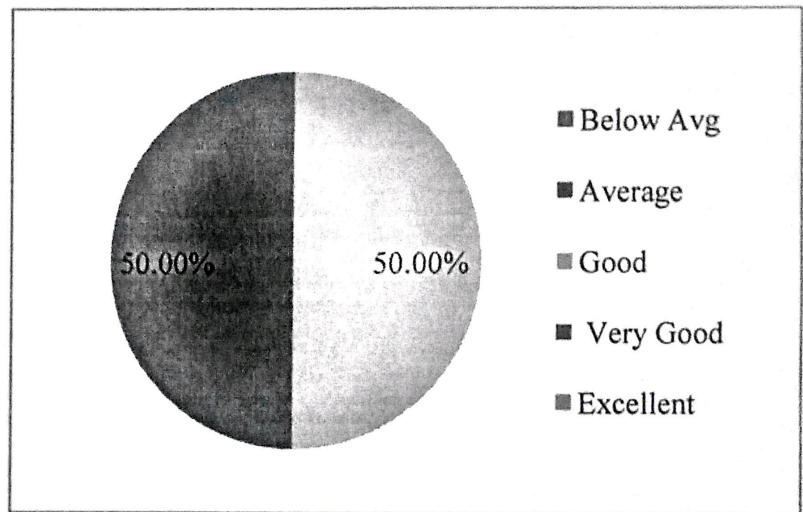
Competency of course content for entrepreneurship/ start-up

Below Avg	0.00%
Average	0.00%
Good	50.00%
Very Good	50.00%
Excellent	0.00%
	100.00%




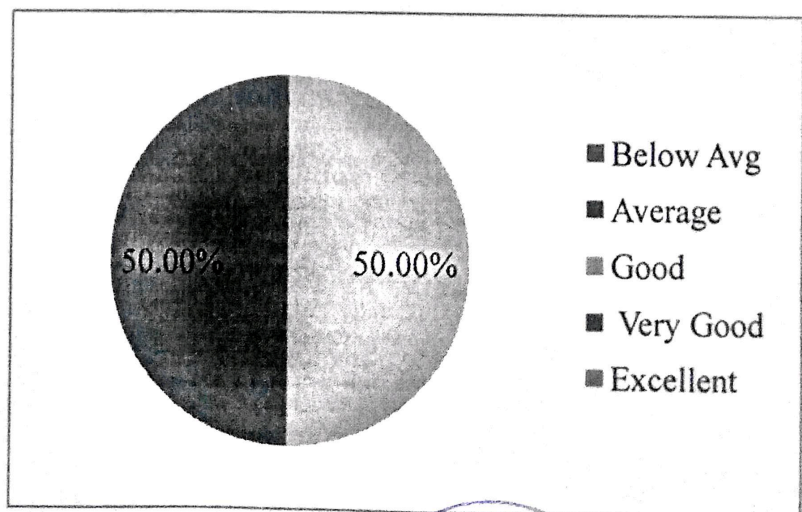
Course content sensitization towards societal and environmental issues and foster values through curriculum.

Below Avg	0.00%
Average	0.00%
Good	50.00%
Very Good	50.00%
Excellent	0.00%
	100.00%



Holistic development of student through curricular and co-curricular activities

Below Avg	0.00%
Average	0.00%
Good	50.00%
Very Good	50.00%
Excellent	0.00%
	100.00%




Department of IT STUDENT FEEDBACK ON AMBIENCE

Academic year 21-22


I. Computer Lab Facility

Below Avg	0%
Average	0%
Good	33%
Very Good	70%
Excellent	15%
	118%




ICT Classroom Facility

Below Avg	0%
Average	0%
Good	44%
Very Good	44%
Excellent	25%



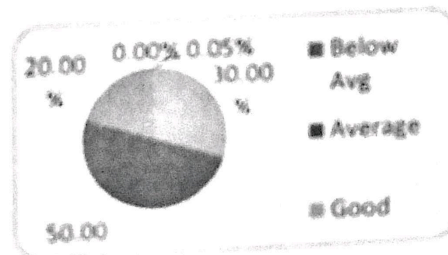
Library Facility

Below Avg	0.00%
Average	0.00%
Good	55.00%
Very Good	45.00%
Excellent	50.00%
	150.00%




Drinking Water Facility

Below Avg	0.00%
Average	0.05%
Good	30.00%
Very Good	50.00%
Excellent	20.00%
	100.05%




Wash room Facility

Below Avg	0.00%
Average	0.00%
Good	25.00%
Very Good	80.00%
Excellent	10.00%
	115.00%



Internet Facility


Below Avg	0.00%
Average	0.05%
Good	30.00%
Very Good	60.00%
Excellent	20.00%



Department of IT
PARENT FEEDBACK ON AMBIENCE
 Academic year 21-22


1. Computer Lab Facility

Below Avg	0%
Average	0%
Good	33%
Very Good	80%
Excellent	15%
	128%




ICT Classroom Facility

Below Avg	0%
Average	0%
Good	33%
Very Good	60%
Excellent	25%
	118%



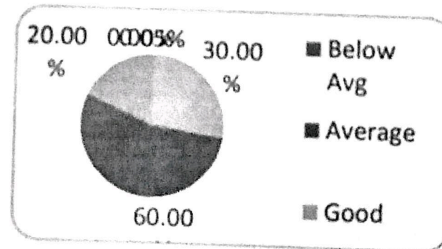
Library Facility

Below Avg	0.00%
Average	0.00%
Good	55.00%
Very Good	55.00%
Excellent	50.00%
	160.00%




Drinking Water Facility

Below Avg	0.00%
Average	0.05%
Good	30.00%
Very Good	60.00%
Excellent	20.00%
	110.05%



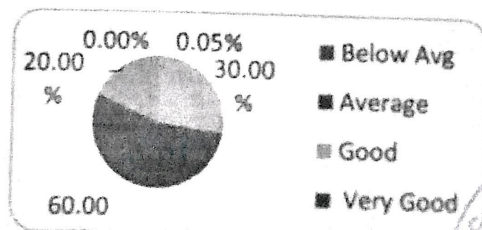
Wash room Facility

Below Avg	0.00%
Average	0.00%
Good	25.00%
Very Good	80.00%
Excellent	10.00%
	115.00%



Internet Facility

Below Avg	0.00%
Average	0.05%
Good	30.00%
Very Good	60.00%
Excellent	20.00%




Department of IT FACULTY FEEDBACK ON AMBIENCE

Academic year 21-22


1. Computer Lab Facility

Below Avg	0%
Average	0%
Good	33%
Very Good	70%
Excellent	15%
	118%



ICT Classroom Facility


Below Avg	0%
Average	0%
Good	33%
Very Good	55%
Excellent	25%



113%

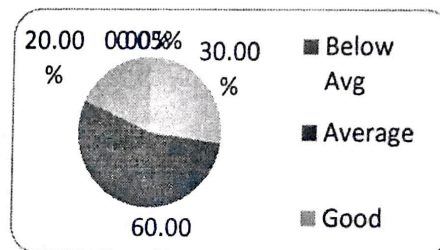
Library Facility

Below Avg	0.00%
Average	0.00%
Good	55.00%
Very Good	45.00%
Excellent	50.00%
	150.00%




Drinking Water Facility

Below Avg	0.00%
Average	0.05%
Good	30.00%
Very Good	60.00%
Excellent	20.00%
	110.05%





Wash room Facility

Below Avg	0.00%
Average	0.00%
Good	25.00%
Very Good	80.00%
Excellent	10.00%
	115.00%



Internet Facility

Below Avg	0.00%
Average	0.05%
Good	30.00%
Very Good	60.00%
Excellent	20.00%




Department of IT EMPLOYER FEEDBACK ON AMBIENCE

Academic year 21-22


1. Computer Lab Facility

Below Avg	0%
Average	0%
Good	33%
Very Good	70%
Excellent	15%
	118%



ICT Classroom Facility


Below Avg	0%
Average	0%
Good	33%
Very Good	55%
Excellent	25%



113%


Library Facility

Below Avg	0.00%
Average	0.00%
Good	55.00%
Very Good	45.00%
Excellent	50.00%
	150.00%




Drinking Water Facility

Below Avg	0.00%
Average	0.05%
Good	30.00%
Very Good	60.00%
Excellent	20.00%
	110.05%




Wash room Facility

Below Avg	0.00%
Average	0.00%
Good	25.00%
Very Good	80.00%
Excellent	10.00%
	115.00%



Internet Facility


Below Avg	0.00%
Average	0.05%
Good	30.00%
Very Good	60.00%
Excellent	20.00%



Department of IT
ALUMNI FEEDBACK ON AMBIENCE
Academic year 21-22


1. Computer Lab Facility

Below Avg	0%
Average	0%
Good	33%
Very Good	80%
Excellent	15%
	128%




ICT Classroom Facility

Below Avg	0%
Average	0%
Good	33%
Very Good	60%
Excellent	25%




Library Facility

Below Avg	0.00%
Average	0.00%
Good	55.00%
Very Good	55.00%
Excellent	50.00%
	160.00%




Drinking Water Facility

Below Avg	0.00%
Average	0.05%
Good	30.00%
Very Good	60.00%
Excellent	20.00%
	110.05%



Wash room Facility

Below Avg	0.00%
Average	0.00%
Good	25.00%
Very Good	80.00%
Excellent	10.00%
	115.00%



Internet Facility

Below Avg	0.00%
Average	0.05%
Good	30.00%
Very Good	60.00%
Excellent	20.00%

